

PREVENT HARMFUL LICKING!

Learn how to use your pet's restrictive device

©2025 ASPCA®. All rights reserved.

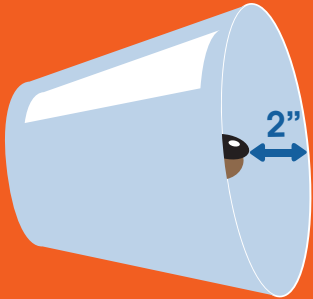


Snug but not too tight
(room for 2 fingers).



Attach your pet's collar
(or gauze) to the loops in
the cone.

GET THE RIGHT FIT



About 2 inches
from the nose to
edge of the cone.



FROM LITTERBOXES

7-10 DAYS

Keep the cone on at all times for 7-10
days. Even a little licking can cause
problems.

(Keep cats inside during this time.)



KEEP IT CLEAN

Use soap and water. Dry completely
before putting back on ASAP!

(Watch your pet doesn't use this time to lick!)




ELEVATE FOOD BOWLS




To help with eating.


MATCH THE PRODUCT WITH YOUR PET'S NEEDS



Hard cone



Soft cone



Donut



Onesie